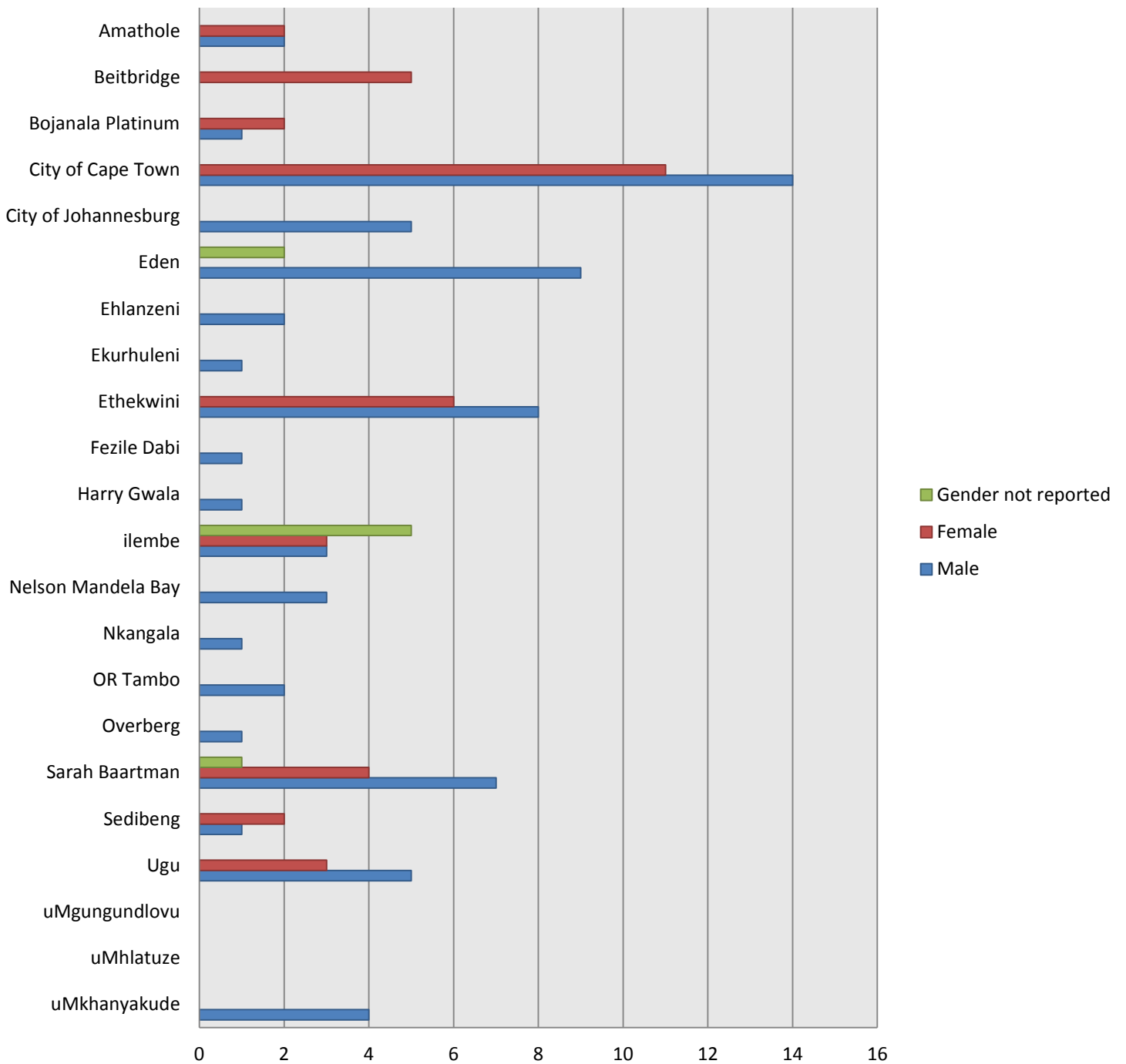
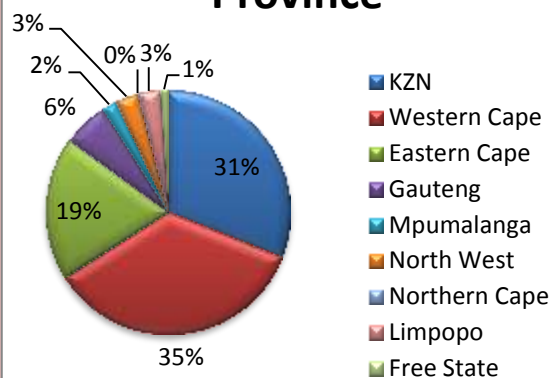


# NON FATAL DROWNING STATISTICS: JANUARY - SEPTEMBER 2017

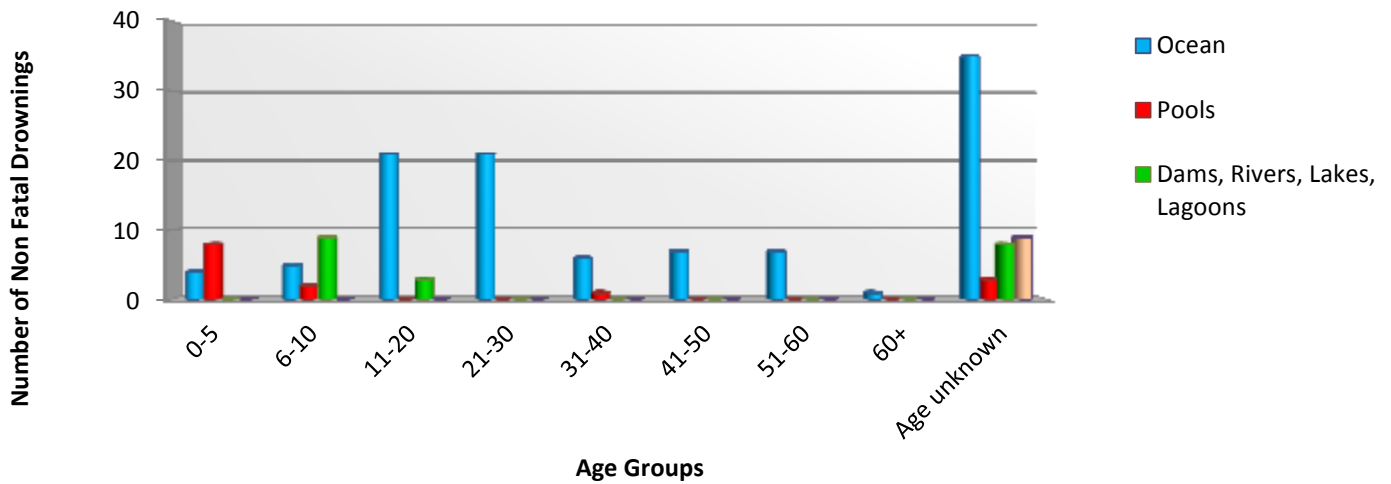
## Non Fatal Drowning : Districts



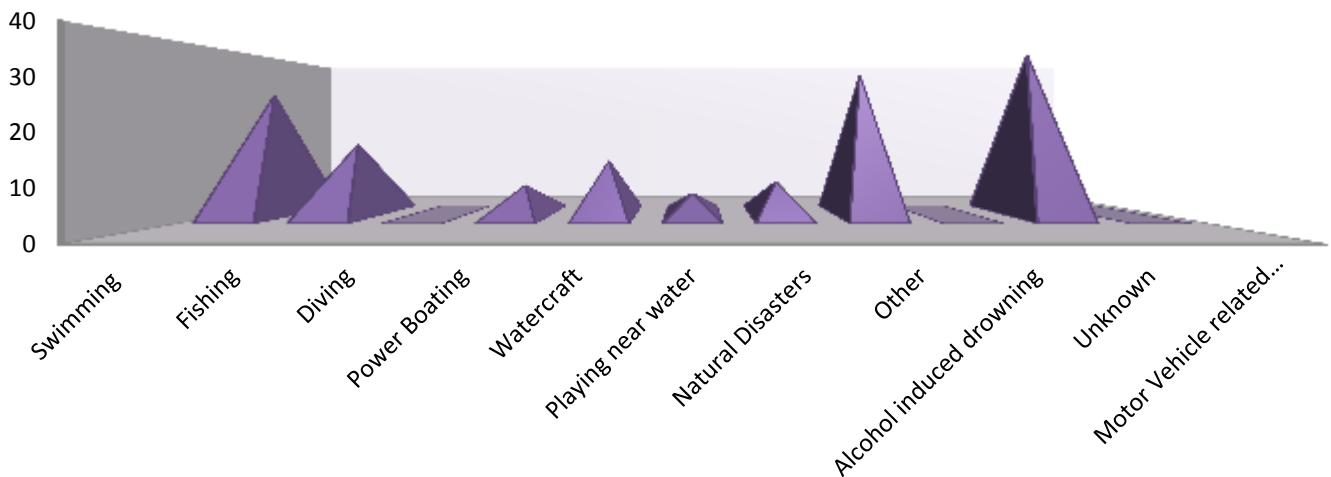
## Non-Fatal Drowning : Province



## Non-Fatal Drownings : Age Groups

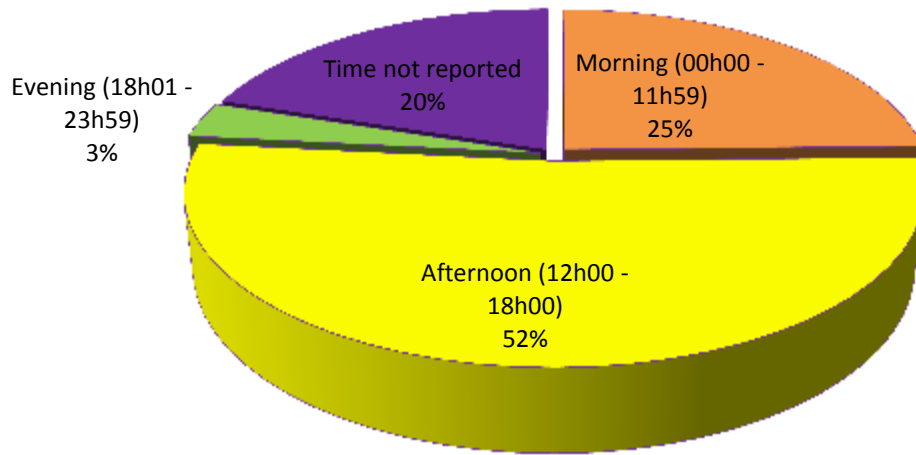


## Non-Fatal Drowning : Recreational Activities



- Swimming – Includes paddling and wading
- Diving – Includes scuba, spear, and snorkelling
- Watercraft – Include surfing, canoeing and kayaking
- Natural Disasters – include river crossings and floods
- Other – include cultural ceremonies, bath tubs, spas and waterparks
- Unknown – takes into account deceased victims found in various locations of water and alleged acts of homicide

## Time of Non-Fatal Drownings



Non-Fatal Drowning Stats

1 January - 30 September 2017

Age category	Ocean			Pools			Dams, Rivers & Lagoons			Other			Total	M	F	Unknown
	M	F	Unknown	M	F	Unknown	M	F	Unknown	M	F	Unknown				
0 - 5	1	3		5	3								12	6	6	0
6 - 10	3	2			2		3	6					16	6	10	0
11 - 20	12	9					2	1					24	14	10	0
21 - 30	17	4											21	17	4	0
31 - 40	5	1		1									7	6	1	0
41 - 50	7												7	7	0	0
51 - 60	6	1											7	6	1	0
60 +	1												1	1	0	0
Unknown	20	8	7			3	6		2	6	2	1	55	32	10	13
	<b>72</b>	<b>28</b>	<b>7</b>	<b>6</b>	<b>5</b>	<b>3</b>	<b>11</b>	<b>7</b>	<b>2</b>	<b>6</b>	<b>2</b>	<b>1</b>	<b>150</b>	<b>95</b>	<b>42</b>	<b>13</b>
	107			14			20			9						

Location	%
Ocean	71
Pool	9
Dams & Rivers	13
Other	6

Time of Incident	
Morning (00h00 - 11h59)	37
Afternoon (12h00 - 18h00)	78
Evening (18h01 - 23h59)	5
Time of incident not reported	30

150

Activity	No.
Swimming	29
Fishing	15
Diving	
Powerboating	7
Watercraft	13
Playing near water	5
Natural Disasters	8
Other	34
Alcohol induced	
Unknown	39
MV related	

150

Province	Male	Female	Unknown Gender	Total	%
KZN	21	18	7	46	31
WC	40	11	2	53	35
EC	21	6	1	28	19
GAU	7	2		9	6
MPUMA	3			3	2
NW	3	2		5	3
NC				0	-
LIMPO		5		5	3
FS	1			1	1

**TOTAL** 96 44 10 **150**

